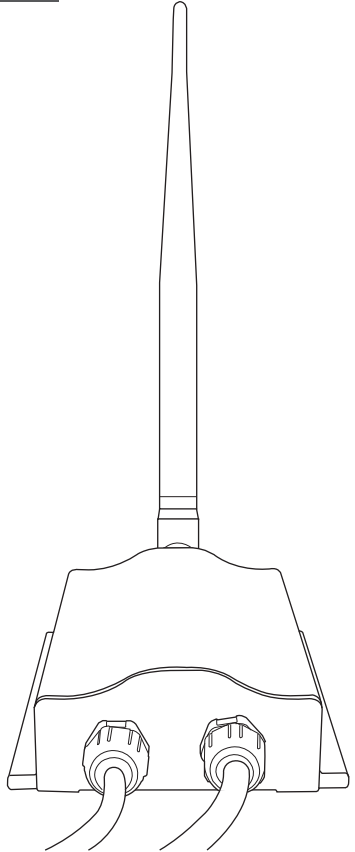


# DIGITAL VIDEO WIRELESS SYSTEM

## DV009

### INSTRUCTION MANUAL

*Thank you for purchasing this product.  
For proper usages and application, please read this  
instruction manual carefully.*



PRINTED IN KOREA ver. 1.0

\* The design and specifications of this product in order to improve its quality may be changed without notice.



# CONTENTS

<b>SAFEGUARD INSTRUCTIONS</b>	<b>3</b>
<b>BOX CONTENTS</b>	<b>5</b>
<b>FEATURES</b>	<b>5</b>
<b>FUNCTIONS</b>	<b>6</b>
<b>CONNECTING &amp; INSTALLATION</b>	<b>6</b>
<b>CLEANING &amp; MAINTANANCE</b>	<b>8</b>
<b>SPECIFICATIONS</b>	<b>8</b>



# SAFEGUARD INSTRUCTIONS

DIGITAL VIDEO WIRELESS SYSTEM

Please read the "Safety Rules" carefully before using this product. Following the safety rules prevents users from damages related with the misuse of the product. It is very important to follow these safety rules. We state "Caution" and "Warning" to clarify any potential risk for a damage associated with the misuse of the product.



**CAUTION**

This information is for preventing damage or shorten the life time of the products.



**WARNING**

This information is for preventing bodily harm or even death and use should follow this safety rules.

## CAUTION

---



**Should install while power off. (After install products, connect DC jack)**

--- It may cause to electronic shock or malfunction.



**While stop driving (parking), set the car in motion.**

--- It may cause battery discharge.



**Do not use multi socket or extended adaptor.**

--- It may cause unexpected heating, fire and malfunction.



**Unplug product when do not use for a long time.**

--- It may case fire by short circuit due to heating.














**Do not place near magnet.**

--- It may cause malfunction and trouble.

---

 **WARNING**

---

-  **Do not put the product in place where sudden temperature increasing and should use on optimum voltage, temperature and humidity**  
--- It may cause to electronic shock or malfunction.
-  **Do not get product wet and operate with wet hands.**  
--- It may cause to electronic shock or malfunction.
-  **Do not place where interfere with visual field and watch or operate monitor during driving.**  
--- It may cause traffic accident.
-  **Keep clean dust on power socket.**  
--- It may cause electronic shock and fire by bad connection.
-  **Do not pull cord with a jerk, should catch a plug and pull.  
Do not use damaged cord.**  
--- It may cause cord malfunction, electronic shock and fire.
-  **When clean exterior, power off and wipe with dry cloth.**  
--- Wet cloth may cause a electronic shock.
-  **Do not clean exterior with volatility or oily solvent.  
Neither keep touching rubber and plastic for long time.**  
--- It may cause change of surface, fall of paint, malfunction and fire.
-  **Do not place where vibration and shock.**  
--- It may cause throw down and then malfunction and accident.
-  **Do not put a pin or needle on the hole or crack in the body.**  
--- In case of inserting them, stop to operate, it may cause electronic shock, fire and malfunction.
-  **Do not use in problem condition as like smoking, smell something burn.**  
--- It may cause fire. Stop to use and make inquiries to agency.
-  **Do not disassemble, repair and remodeling.**  
--- It may cause malfunction and injury, can not get warranty.  
--- Make inquiries to agent for repair and checkup.

# 1

## FEATURES

DIGITAL VIDEO WIRELESS SYSTEM

---

- Black anodized aluminium housing with installation bracket
- Fixed unit 2,4 GHz High power short antenna
- Connections for 4-Pol Mini DIN
- High Level operating system
- Own DVWS ID-System
- Waterprotected housing

# 2

## BOX CONTENTS

DIGITAL VIDEO WIRELESS SYSTEM

---

\*\* Before use this products, please check below contents. If there is something missing parts, please contact sales agent.



Transmitter



Receiver



SMA-Antenna



manual

# 3

## FUNCTIONS

DIGITAL VIDEO WIRELESS SYSTEM

With this digital video- and audio transmitting system, images and audio signals will be transmitted wirelessly from the rear-view camera to the monitor.

The transmitter will be connected to power supply with 12/24V and the 4-POL MINI DIN screw-type adaptor is connected directly with the camera.

The receiver will be connected the same way to the monitor. Picture and sound now will be transmitted wirelessly from video source to the monitor.

Disturbances because of other wireless systems like shop-or filling stations security systems are excluded.

To use the system as a rear-view system, it is necessary, to use a monitor with stand-by connection. Please connect this with +12V of the back light, to get the monitor and camera startet automatically when you choose the reverse gear.

Receiver and transmitter have to have steady plus after starting the car.

# 4

## CONNECTING & INSTALLATION

DIGITAL VIDEO WIRELESS SYSTEM



### ATTENTION

#### DO NOT MIX WITH LIKE PRODUCT

This product is manufactured as a unique pair.

The contents of this box must be installed in the same system.

Serial numbers on each piece must match.

Receiver

RX(P)

S/NO : xxxxxxxxx

*(Serial Labels)*

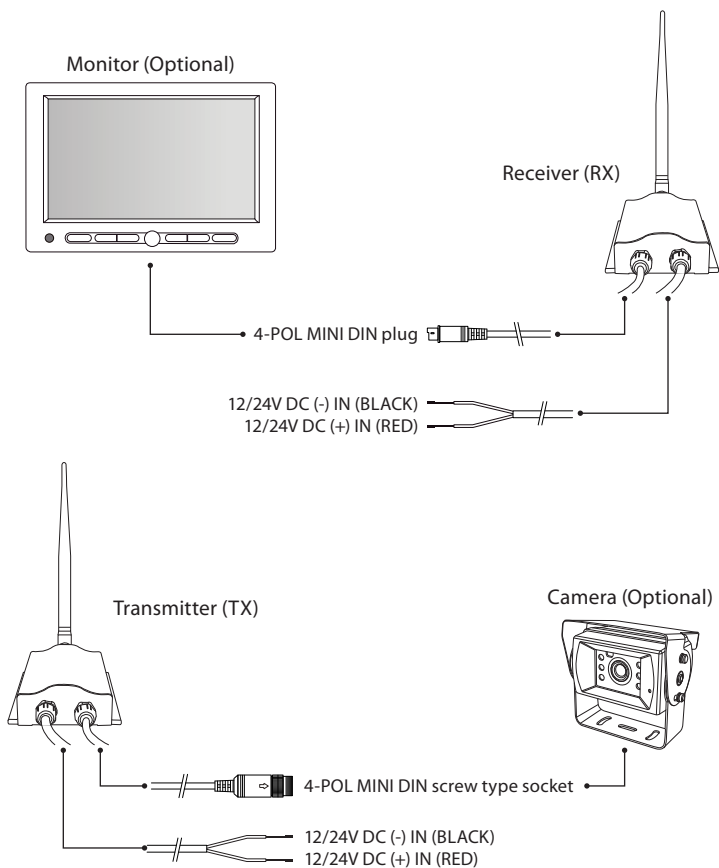
Transmitter

TX(P)

S/NO : xxxxxxxxx

**ATTENTION :** The transmission time of the picture from the camera to the monitor takes less than 200ms, so please take care while driving backwards.

**\*\*** The surrounding temperature should be between -10°C und 60°C



# 5

## CLEANING & MAINTENANCE

DIGITAL VIDEO WIRELESS SYSTEM

### • Cleaning

- Disconnect the modul from power supply
- Cleaning with a clammy cloth

### • Entering of contaminats

Never enter contaminats into the body, there could be a short circuit and the system could be broken. Do not water the housing.

### • Maintenance

Do not try to repair the system by yourself. Do not open or remove the cover. Please contact professional services.

# 6

## SPECIFICATIONS

DIGITAL VIDEO WIRELESS SYSTEM

POWER SUPPLY	VOLTAGE	DC 12V - 24V
	CURRENT	4 Watt (DC 12V)
CHANNEL	Max, 13 (EU)	2.4 GHz ~ 2.4835 GHz
VIDEO INPUT SIGNAL	Composite Video Signal	
OPERATING TEMPERATURE	-10°C ~ 60°C	
STORAGE TEMPERATURE	-20°C ~ 70°C	
DIMENSION	125(W) x 90(H) x 33(D) mm	
WEIGHT	290g	
RANGE	up to 50m inside/ 200m out side	
OPERATING SYSTEM	High-Level OS embedded	
IMAGE TRANSFER RATE	30 fps real time Video transmitting	
COMMUNICATION	802.11 b/g Wifi Kommunikation	
CONDIFICATION SYSTEM	High Level Security 64/128 bit WEP, WPA, WPA2	