



13248900999 - MTCO Tray Chart Repair Kit


1) Shave off any of the broken pin until it is completely flat.




2) Put a small amount of instant type adhesive (Cyanoacrylate) to the back side.



3) Fit clip ensure flush with back side.



4) Fit chart trimming gear over clip.



5) Fit centre boss and push over clip.



6) Fit locking pin and push into centre boss.

